

Digital Art: Year 7

project one

COLOUR AND PATTERN

- LEARNING AIMS
- SKILLS AND KNOWLEDGE
- THEORY AND CONTEXT
- PRACTICAL OUTCOMES

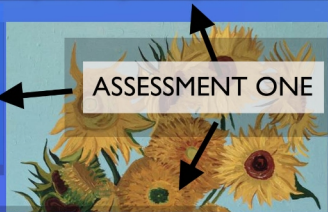
LESSON ONE: Introduction

- learning about the basics of Digital Art
- exploring the colour wheel and the blending
- practising simple photoshop techniques
 - filling in - text - shapes - gradients
- learning to save, print and present your work!

LESSON TWO: Harmony and Opposite Colours

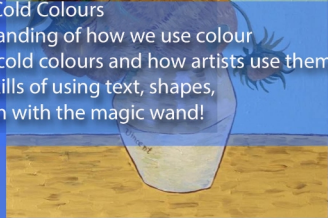

- developing our understanding of how we use colour
- learning about patterns and how artists use them
- practising photoshop skills of using text, shapes, brush tools and selection with the magic wand!

ASSESSMENT ONE



LESSON THREE: Hot and Cold Colours

- developing our understanding of how we use colour
- learning about hot and cold colours and how artists use them
- practising photoshop skills of using text, shapes, brush tools and selection with the magic wand!



LESSON FIVE: Pointillism

- learning about the "Pointillists" - who they were and what they were trying to show
- practising blending colours using paint brush tools

ASSESSMENT TWO

LESSON SIX: Impressionism and Reflections

- learning about the "Impressionists" - who they were and what they were trying to show
- creating an impressionist image of a reflected landscape
- learning to use filters and layers

